

MAGAZINE ADVERTISING SPECIFICATIONS

Perri Polowy
Business Development Mgr
ppolowy@allured.com
630-344-6075
www.SkinInc.com



Reach Over 40,000 Qualified Subscribers Dedicated to Professional Skin Care Services and Wellness

Printing: Four-color (CMYK) Web offset


Binding: Saddle-stitched

Paper: Cover 100# with a Matte varnish, 50# gloss text

Proofs: No proof is required. The printer will produce pleasing color based on acceptable SWOP industry standards. If you require a proof before printing, one can be sent for approval at an additional charge to the advertiser. Please allow sufficient time to proof and ship.

NEW IN 2024

ADVERTISING SIZES All dimensions are **width** by **height**.



Spread

Trim 16.376" x 10.875"
416 mm x 277 mm
Bleed 16.751" x 11.25"
425 mm x 283 mm



1/2-page horizontal spread

Trim 16.376" x 5.333"
416 mm x 135 mm
Bleed 16.626" x 5.458"
422 mm x 138 mm
Note: Bleeds 1/8" left, right and bottom of spread



1/3-page vertical

2.167" x 10"
55 mm x 254 mm



Full page

Trim 8.188" x 10.875"
208 mm x 277 mm
Bleed 8.438" x 11.125" (1/8" bleed)
214 mm x 282 mm




1/2-page vertical

3.333" x 10"
85 mm x 254 mm



1/3-page horizontal

7" x 3.167"
178 mm x 80 mm



Live Area

7" x 10"
176 mm x 252 mm



1/2-page horizontal

7" x 4.833"
178 mm x 123 mm



1/4-page horizontal

7" x 2.333"
178 mm x 59 mm



1/4-page vertical

3.333" x 4.833"
85 mm x 123 mm

MAGAZINE ADVERTISING SPECIFICATIONS CONT'D

Perri Polowy
Business Development Mgr
ppolowy@allured.com
630-344-6075
www.SkinInc.com

SKIN INC.
The Choice for Serious Spa Professionals & Owners

ELECTRONIC FILES

PREFERRED FILE FORMAT

High-resolution PDF (300 dpi). Ad page templates for InDesign and PDF presets are available. Contact your sales representative.

Professional Tip: When creating your PDF, be sure to offset your crop marks to the bleed size, otherwise the crop marks will appear within the bleed area and potentially print in the magazine. There is no need to create crop marks for partial ad sizes.

- On full-page ads, all vital copy should be no closer than 1/4" to the trim. Less than 1/4" there is a chance the text could be trimmed off. Allow 1/8" bleed beyond trim, if ad bleeds.
- Any lines must be 1/2 pt. or larger.

OTHER IMPORTANT INFORMATION

- Furnish graphics to size. PDF or EPS formats are preferred. JPEGs are accepted, but must be 300 dpi resolution or higher. **Web graphics will not work.**
- Save all files including the graphic elements in CMYK mode unless a spot color is going to be used for output.
- Provide all files at a resolution of 300 dpi or higher.
- Include copies of all fonts and graphic elements used to create the file.
- Use only OpenType fonts.
- Use collect functions found in layout software.
- Please do **NOT** send Quark, Corel Draw, Microsoft Word, PowerPoint or Publisher files.

SENDING FILES

If your file is 20 MB or smaller, email it to Keithleen Mendoza at kmendoza@allured.com. Please indicate which magazine and issue the ad is for.

- For larger files, send through free large file transfer online services, such as Dropbox, WeTransfer, TransferBigFiles, etc.

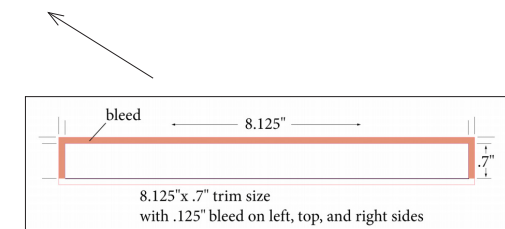
DIGITAL EDITION ADVERTISING

Issue Ready Email Ad 300 x 250 px, 72 dpi
Reader Banner Ad 728 x 90 px, 72 dpi
Belly Band 8.125" wide x 4"-5" tall

COVER CROWN

Promotes a corporate brand, product, website, tradeshow participation or direct readers to an interior ad.

- Ad will be placed on the top banner of the magazine cover.



COVER CORNER

An alternate to promote a corporate brand, product, website, tradeshow participation or direct readers to an interior ad.

- Ad can be placed in the top right corner or the bottom left corner of the magazine cover.

